

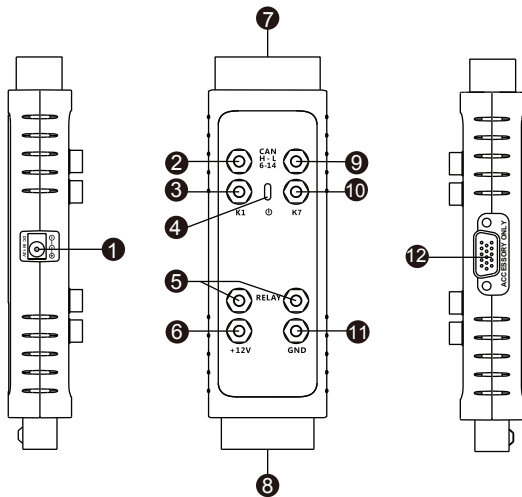
Thank you for purchasing this AUTEL tool. Manufactured to a high standard, our tool will, if used according to these instructions and properly maintained, give you years of trouble-free performance.

Product Description

The G-BOX3 realizes fast mode on vehicle and bench when all keys of Mercedes-Benz vehicles using the DAS3 EIS/EZS are lost. The use of the G-BOX3 reduces the time needed and eliminates the process of insertion and removal.

The G-BOX3 can read and access most engines manufactured by Bosch including those of EDC/17MEx17 series and MD1/MG1 series. This capability supports the ability to perform keys adaptations and engines replacement.

The G-BOX3 is compatible with the Autel's advanced diagnostic tablets supporting IMMO and Key Programming functions.



1. DC Port — provides +12V DC power supply
2. CAN-H Port — universal CAN bus interface, connects with OBDII PIN6
3. K1 Port — universal K-line interface, connects with OBDII PIN1
4. Status Indicator — indicates the current operating status
5. Relay Ports — connect with dedicated relay cables
6. +12V Power Port — universal power input/output port
7. OBDII Connector — connects to the vehicle's OBDII directly or via a dedicated extension cable
8. OBDII Female Connector — connects to the main cable of Autel Diagnostic Tablet
9. CAN-L Port — universal CAN bus interface, connects with OBDII PIN14
10. K7 Port — universal K-line interface, connects with OBDII PIN7
11. GND Port — universal power input/output port
12. DB15 Port — used with dedicated DB15 cable for reading and writing multiple types of ECUs

Getting Started

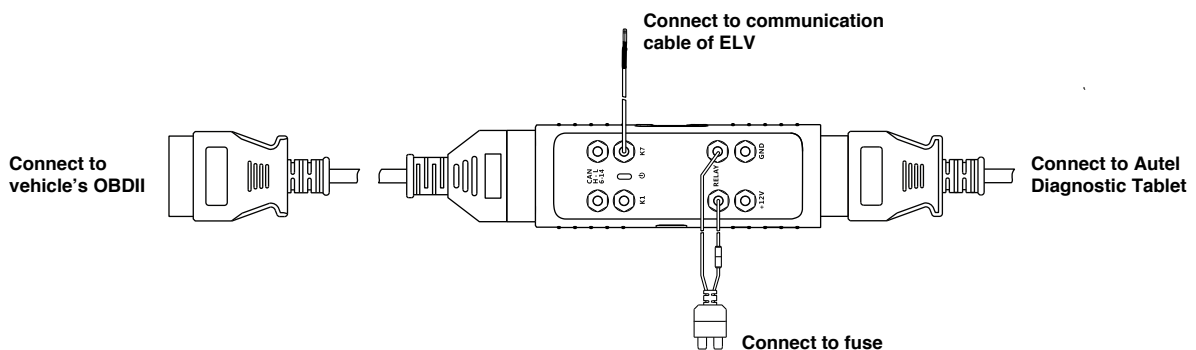


IMPORTANT: Please read these instructions carefully before using this tool. Please pay special attention to the safety warnings and precautions. Use this unit as intended. Failure to do so may cause damage and/or personal injury and will void the product warranty.

1

OBDII operation when all keys of Mercedes-Benz vehicle are lost

Use OBDII access on Mercedes-Benz vehicles manufactured after 2009 with W204, W207, W216 and W164 EISs.

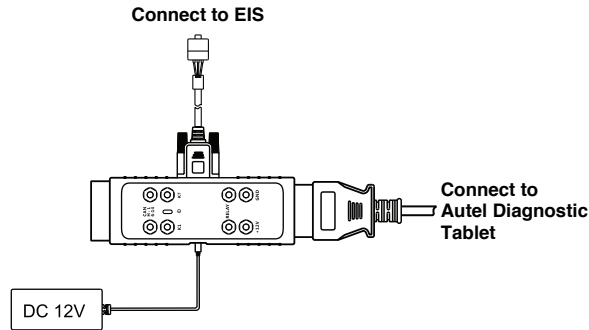


Connection Steps:

1. Connect the G-BOX3 to vehicle's OBDII.
2. Remove the fuse of vehicle EIS. Connect the Relay ports to the fuse using the supplied fuse cable.
3. When the vehicle has an ELV, connect the K7 port and ELV plug using the supplied K-line cable.
4. Connect the G-BOX3 to the Autel Diagnostic Tablet.

2**Desktop operation when all keys of Mercedes-Benz vehicle are lost**

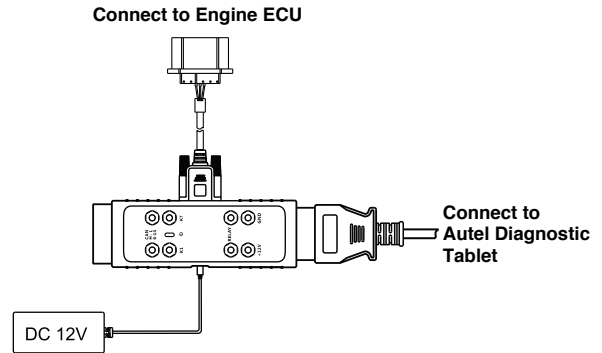
Use this method for all Mercedes-Benz vehicle EISs supported by Autel Diagnostic tablets supporting IMMO and Key Programming functions.

**Connection Steps:**

1. Connect the G-BOX3 to the Mercedes-Benz EIS using the supplied DB15 cable.
2. Connect to the DC port of G-BOX3 using a power adapter (DC 12V).
3. Connect the G-BOX3 to the Autel Diagnostic Tablet.

3**Reading engine password operation on bench**

Use this method for Bosch ECUs supported by Autel Diagnostic tablets supporting IMMO and Key Programming functions.

**Connection Steps:**

1. Connect the G-BOX3 to Autel Diagnostic Tablet.
2. Connect the G-BOX3 to engine ECU.
3. Connect to the DC port of G-BOX3 using a power adapter (DC 12V).



IMPORTANT: Follow diagrams exactly and use the proper accessory adapter when connecting G-BOX3 to vehicle EIS/ECU.

Packing List

G-BOX3 	DB15 Cable 	Fuse Cable 	Fuse(5A) x2
Clamp Cable x2 	K-line Cable 	OBDII Extension Cable 	Quick Reference Guide

Warranty

Autel guarantees that the G-BOX is free from material and manufacturing for a period of 12 months. Autel will at its discretion replace any merchandise during the warranty period. The warranty shall be void if any of the following occurs:

1. Improper installation of the product;
2. Improper use;
3. Product damage due to collision, man-made damage or natural disasters;
4. Exceed the product-specific use restrictions.

For service and support, please contact us.

<http://pro.autel.com> / www.autel.com / support@autel.com

0086-755-86147779 (China HQ) / 1-855-288-3587/1-855-AUTELUS (North America)

0049 (0) 61032000522 (Europe) / (+507) 308-7566 (South America) / 03 9480 2978 / +61 476293327 (Australia)

©Autel Intelligent Technology Corp., Ltd. All Rights Reserved.